

General Advice  
on what to wear

Try to manage to wear other clothes that will not show underneath your costume, it may be quite cold.

Cover up with a cape made from an old velvet or brocade curtain that you draw together around your neck.

Try looking in charity shops for articles of clothing that can be bought cheaply and adapted simply.

Use your imagination. Much of the clothing will be seen only as part of the whole picture and adapting things that you already have in simple ways will be quite suitable. Don't go out and spend huge amounts.



COCKERMOUTH  
**GEORGIAN**  
FESTIVAL

# DIY Georgian Dress

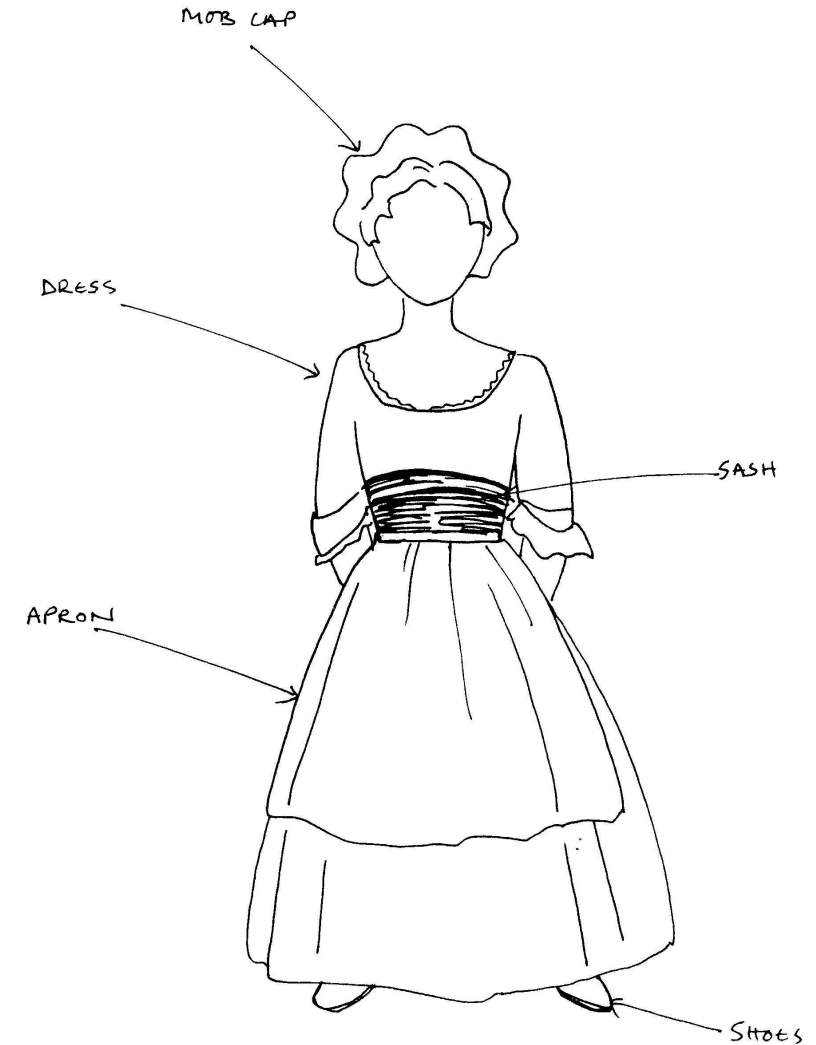
*Easy ways to dress up and join in!*

These drawings will give you some idea of how people dressed in the 1770s. Follow the suggestions, which involve minimal sewing, and see how close you can get to the basic styles shown.

## A Working Man or Boy circa 1770.

- Hat** Black tricorn hat available from shops such as **Party HQ** (Market Place, Cockermouth.)
- Shirt** Collarless shirt (white or cream). Try cutting the collar off an old shirt, or finding a granddad-style shirt—the larger the better. Turn back the sleeves to hide the modern cuffs.
- Neckerchief** A triangle of plain white or coloured fabric tied around the neck and folded or tied at the front.
- Breeches** An old pair of trousers cut off or rolled to just below the knee, then pinned to gather the fabric around the leg.
- Waistcoat** Waistcoats were worn long down to the top of the thigh. If you don't want to make one, find an old suit jacket and cut off the arms,
- Stockings** Thick woollen socks in a dark or a muted colour.
- Shoes** Plain dark shoes. Preferably with a buckle.
- Cloak** To keep warm. Look for a cloak made of heavy dark material.

## Young Girl circa 1770.



## Young Girl circa 1770.

**Mob Cap** Mob caps are available from shops such as **Party HQ** (Market Place, Cockermouth.)

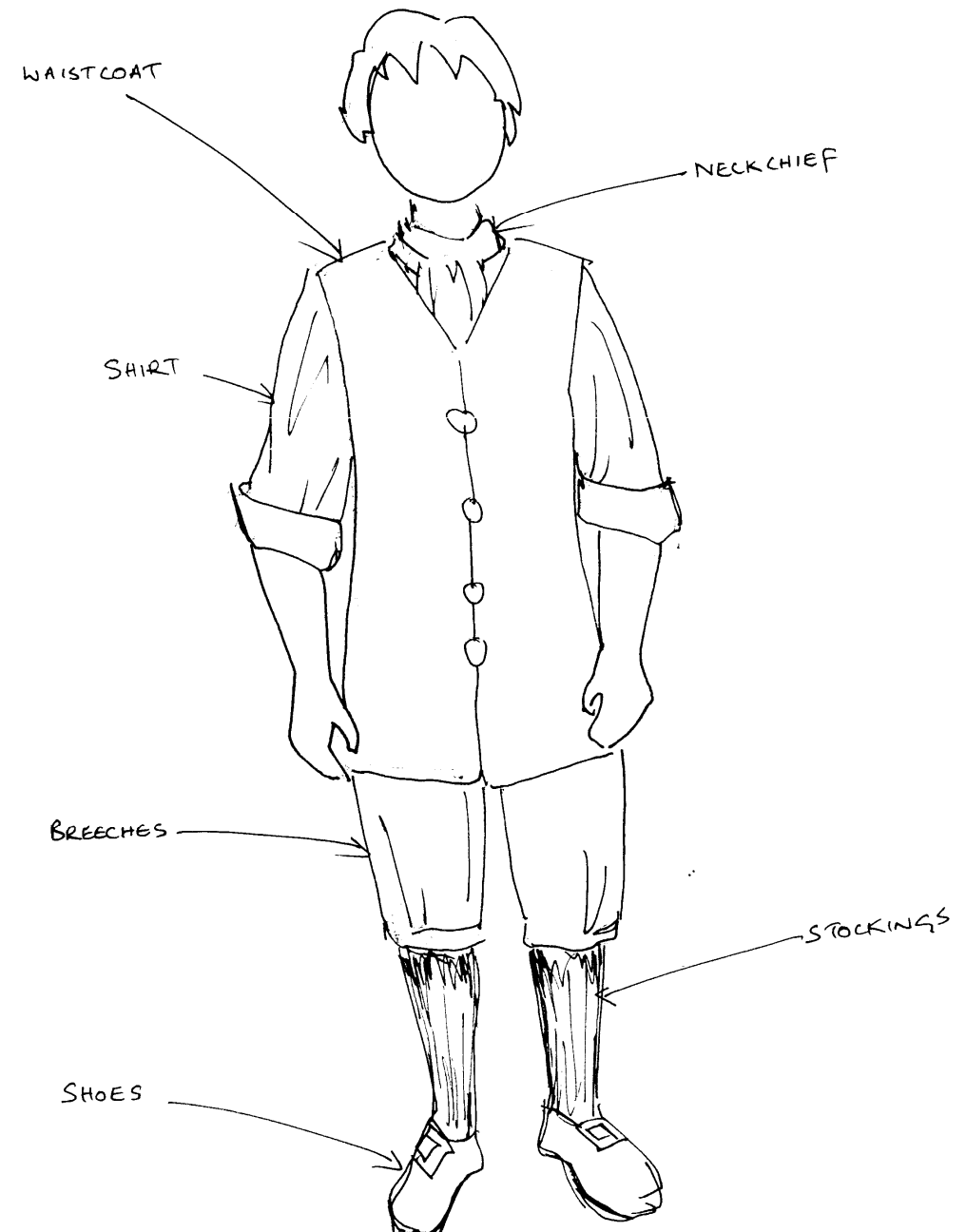
**Dress** Dress in any colour, preferably in a plain fabric, with  $\frac{3}{4}$  length sleeves and a round neck. Tie a sash (or apron) around the waist with a bow at the back. A pale shirt could be worn underneath the dress with just the cuffs showing.

**Apron** Long apron (preferably white) tied around the waist.

**Shoes** Plain dark shoes or boots.

**Shawl** Look for a plain woollen shawl, the simpler the better. It could be very cold!

## A Working Man or Boy circa 1770.



## Male farm-worker or labourer circa 1770.

**Hat** Wide brimmed straw hat.

**Neckerchief** A triangle of plain white or coloured fabric tied around the neck.

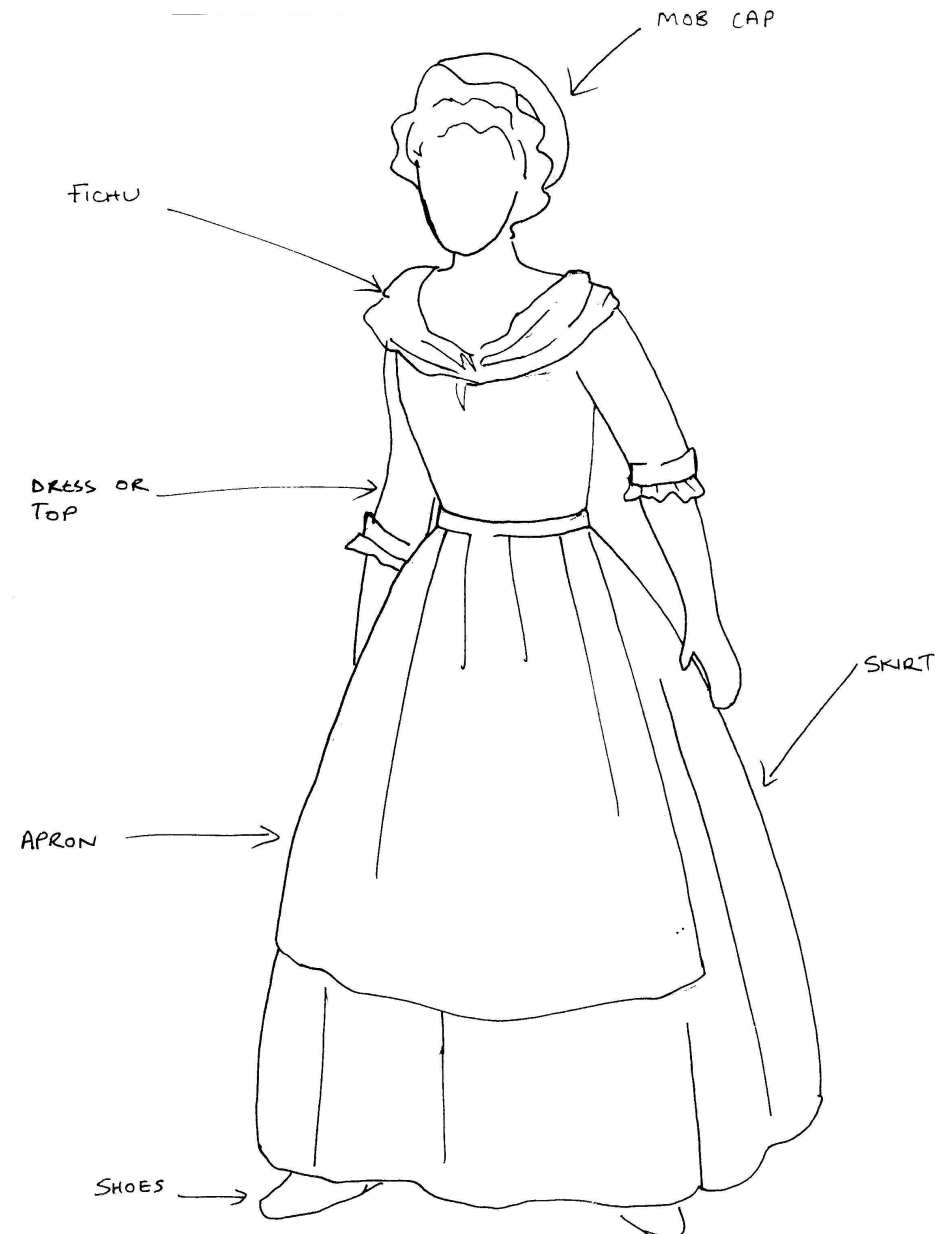
**Smock** This would have been made of heavy coarse linen material with smocking across the chest and an open neck. A very large over-shirt in a pale natural colour would do.

**Breeches** An old pair of trousers cut off or rolled just below the knee, then pinned to gather the fabric around the leg.

**Stockings** Thick woollen socks in a dark or a muted colour.

**Boots** These would have been dark-coloured leather boots, reaching to just below the knee. Black Wellingtons will do. Try attaching a broad band of black felt or velvet around the top.

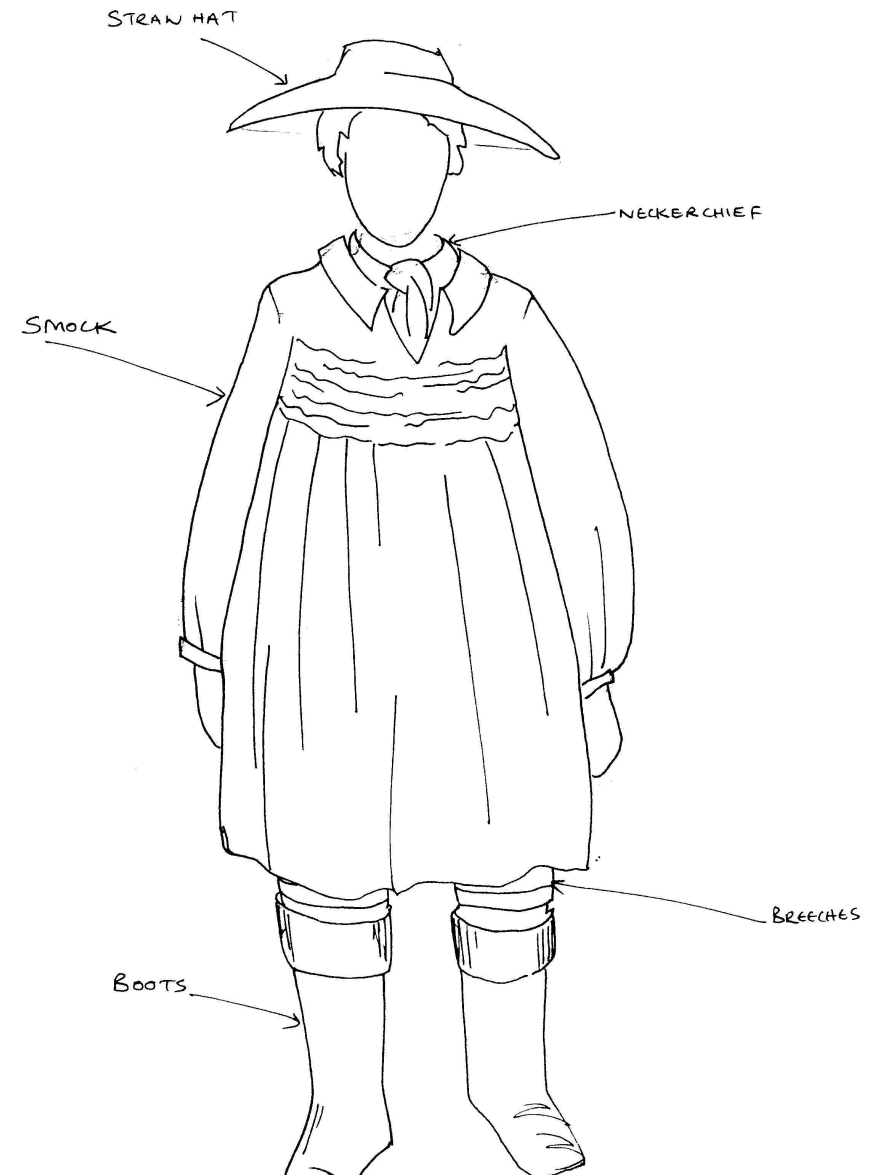
## Woman circa 1770.



## Woman circa 1770.

- Mob Cap** Mob caps are available from shops such as **Party HQ** (Market Place, Cockermouth.)
- Dress Or Top** Dress with  $\frac{3}{4}$  length sleeves and a low neck (square or round). Consider adapting an old dress. If you can't find a dress, look for a top and skirt of the right style, separately. Any colour will do, but preferably in a plain fabric.
- Fichu** A triangle of plain white fabric tied over the shoulders and knotted at the front.
- Skirt** This would have been part of the dress, but it may be easier to find the top and skirt separately. Again, any colour will do, but preferably in a plain fabric.
- Apron** Long apron (preferably white) tied around the waist and over the jacket.
- Shoes** Plain dark shoes or boots. Low heels are fine.
- Shawl** Look for a plain woollen shawl, the simpler the better. It could be very cold!

## Male farm-worker or labourer circa 1770.



## A Working Woman / Villager circa 1770.

**Mob Cap** Mob caps are available from shops such as **Party HQ** (Market Place, Cockermouth.)

**Jacket** Loose wrap-around jacket with  $\frac{3}{4}$  length sleeves reaching down to the top of the thighs and made in plain coloured, striped or patterned fabric. Try using a loose wrap-around cardigan or over-shirt with the collar tucked in and the sleeves turned back. Wear a pale shirt underneath so that the cuffs show under the jacket sleeves. Wear a pale shirt underneath so that the cuffs show under the jacket sleeves.

**Fichu** A triangle of plain white fabric tied over the shoulders and knotted at the front.

**Skirt** Long skirt reaching down to the ankles in any colour—plain, striped or patterned. A petticoat underneath the skirt will give it more volume. Consider wearing leggings underneath the skirt for warmth.

**Apron** Long apron (preferably white) tied around the waist and over the jacket.

**Shoes** Plain dark shoes or boots. Low heels are fine.

**Shawl** Look for a plain woollen shawl, the simpler the better. It could be very cold!

## A Working Woman / Villager circa 1770.

